



# TestWiz.Net

Sample Reports

The following pages show the various report templates that TestWiz.Net has to offer. The reports themselves come in 3 formats: pdf, Word, and Excel. Before running any report, the user has an opportunity to customize the report by filtering or selecting various elements. TestWiz.Net calls these elements **Parameters**. Several parameters can be combined to customize a report. Each user can customize his or her own reports and can save those customizations for later recall.

Please call dataMetrics for more information or for a free preview of the software.

**Copyright dataMetrics Software, Inc.**

*200 Ayer Road*

*Harvard, MA 01451*

**Phone:** 877-456-8949




**E-mail:** *help@testwiz.com*

# Student Report

ISAT Grade 4 2006

Student: Rouisse, Cameron Y  
 Grade: 4  
 ID: 3251130  
 DOB: 12/15/1995

District: Willows District  
 School: Boxwood Intermediate  
 Class: G4 Boxwood Intermed

	RS	MaxPts	PC	PERF	SS	NPR	ST9	NCE	Lexile	Performance Level
READING TOTAL	50	54	93	Exceeds	264	99	9	99	1400	 Exceeds
Reading-Mult. Choice	34	36	94							
Literature-Mult. Choice	13	14	93							
Literature-Ext. Resp.	3	4	75							
MATH TOTAL	78	81	96	Exceeds	299	99	9	99		 Exceeds
Number Sense	23	23	100							
Measurement	11	12	92							
Algebra	7	7	100							
Geometry	12	13	92							
Data, Stat, Prob	10	10	100							
Math-Short Answer	4	4	100							
Math-Ext. Resp.	11	12	92							
SCIENCE TOTAL	66	75	88	Exceeds	254	98	9	93.3		 Exceeds
Scientific Inquiry	13	15	87							
Life and Environment	14	15	93							
Matter, Energy, Forces	15	15	100							
Earth, Space	12	15	80							
Safety, Practices..	12	15	80							

Score Legend									
RS	Raw Score	MaxPts	Maximum Points	PC	Percent Correct	PERF	Performance Level	SS	Scaled Score
NPR	National Percentile Rank	ST9	Stanine	NCE	Normal Curve Equivalent	Lexile	SAT 10 Lexile		

To the parents of Cameron Y Rouisse:

As you can see from the scores above, Cameron's performance on the recent Illinois State Assessments was outstanding. We are starting a gifted program that may be very suitable for Cameron. Please join us on the first of next month at 8:00 p.m. to discuss the program.

Sincerely,

Alfred Jones, Principal

Test Date: 3/31/2006

**Student Profile with Letter**

**What is special about this report?**

- Optionally, create a custom letter to print along with the students' test scores.
- Use the Cutoff parameter to have TestWiz filter students based on a range of scores that you determine.
- Change the graph with the Display Score parameter.
- Select students by demographic characteristics, such as students with IEP's.

# Class Student List

## ISAT Grade 6 2006

Grade: **6**  
 District: **Willows District**  
 School: **Magnolia Middle**  
 Class: **G6 Magnolia Middle**

**Achin, Jessica T**

ID: 3249751                      DOB: 05/30/1993

Home School May 1?:Yes;

	READNG	RdgMC	LitMC	LitExt	MATH	Numb	Measur	Algebra	Geom	Data	MaSA	MaExt
RS	30	18	10	2	54	12	5	7	10	8	4	8
MaxPts	54	34	16	4	81	19	8	13	14	11	4	12
PC	56	53	63	50	67	63	63	54	71	73	100	67
PERF	Meets				Meets							
SS	220				249							
NPR	47				71							
ST9	5				6							
NCE	48.4				61.7							
Lexile	830											

**Ahmeti, Janelle I**

ID: 3245786                      DOB: 04/08/1994

Home School May 1?:No;

	READNG	RdgMC	LitMC	LitExt	MATH	Numb	Measur	Algebra	Geom	Data	MaSA	MaExt
RS	36	24	11	1	64	13	7	11	11	7	3	12
MaxPts	54	34	16	4	81	19	8	13	14	11	4	12
PC	67	71	69	25	79	68	88	85	79	64	75	100
PERF	Meets				Meets							
SS	231				263							
NPR	58				71							
ST9	5				6							
NCE	54.3				61.7							
Lexile	890											

**Akey, Matthew A**

ID: 3256519                      DOB: 08/09/1994

Home School May 1?:Yes;

	READNG	RdgMC	LitMC	LitExt	MATH	Numb	Measur	Algebra	Geom	Data	MaSA	MaExt
RS	20	12	6	2	44	11	5	9	6	7	0	6
MaxPts	54	34	16	4	81	19	8	13	14	11	4	12
PC	37	35	38	50	54	58	63	69	43	64	0	50
PERF	Below				Meets							
SS	197				235							
NPR	36				67							
ST9	4				6							
NCE	42.5				59.3							
Lexile	775											

**Albert, Jonathan O**

ID: 3253143                      DOB: 09/25/1993

Home School May 1?:Yes;

	READNG	RdgMC	LitMC	LitExt	MATH	Numb	Measur	Algebra	Geom	Data	MaSA	MaExt
RS	24	17	5	2	48	9	6	6	10	7	2	8
MaxPts	54	34	16	4	81	19	8	13	14	11	4	12
PC	44	50	31	50	59	47	75	46	71	64	50	67
PERF	Below				Meets							
SS	207				240							
NPR	19				56							
ST9	3				5							
NCE	31.5				53.2							
Lexile	655											

### Class Student List

#### What is special about this report?

- Control the Subtests and Scores that will print on the report.
- Use the **Cutoff** parameter to have TestWiz filter students based on a range of scores that you determine.
- Rank order the list.
- Run this report for individual teachers, schools, or the whole district.
- Choose to print demographic characteristics under each student's name.
- Notice that the Lexile score is available here for the Reading Comprehension test.

Test Date: **3/31/2006**

# ISAT and Iowa Tests

Class: G7 Crabapple Memorial

School: Crabapple Memorial

District: Willows District

	ISAT Grade 7 2006 3/31/2006				ITBS Grade 7 with CogAT 4/28/2006			ITBS Grade 6 with CogAT 4/28/2005		
	PERF	NPR	ST9		NPR	ST9		NPR	ST9	
Aguinaga, Paul U 3248215 6/11/1993	READNG Meets	55	5	RDGTOT	78	7	RDGTOT	55	5	
	MATH Meets	92	8	LNGTOT	47	5	LNGTOT	49	5	
	SCIENC Meets	71	6	MATOT	87	7	MATOT	83	7	
				CogAT	70	6	CogAT	77	7	
<hr/>										
Auclair, Moesha U 3248214 11/10/1992	READNG Exceeds	98	9	RDGTOT	74	6	RDGTOT	73	6	
	MATH Meets	79	7	LNGTOT	69	6	LNGTOT	69	6	
	SCIENC Meets	53	5	MATOT	54	5	MATOT	58	5	
				CogAT	62	6	CogAT	51	5	
<hr/>										
Bachand, Matthew S 3255863 6/6/1991	READNG Meets	61	6	RDGTOT	67	6	RDGTOT	73	6	
	MATH Meets	53	5	LNGTOT	57	5	LNGTOT	67	6	
	SCIENC Meets	71	6	MATOT	56	5	MATOT	67	6	
				CogAT	58	5	CogAT	70	6	
<hr/>										
Bachini, Carl A 3250398 11/28/1992	READNG Meets	66	6	RDGTOT	73	6	RDGTOT			
	MATH Meets	85	7	LNGTOT	68	6	LNGTOT			
	SCIENC Meets	53	5	MATOT	74	6	MATOT			
				CogAT	77	7	CogAT			
<hr/>										
Baczek, Heather K 3255606 11/29/1991	READNG Meets	55	5	RDGTOT	37	4	RDGTOT	22	3	
	MATH Meets	40	5	LNGTOT	33	4	LNGTOT	34	4	
	SCIENC Meets	66	6	MATOT	52	5	MATOT	35	4	
				CogAT	43	5	CogAT	27	4	
<hr/>										
Beauregard, Erica O 3246609 9/1/1992	READNG Meets	87	7	RDGTOT	56	5	RDGTOT	73	6	
	MATH Meets	85	7	LNGTOT	49	5	LNGTOT	45	5	
	SCIENC Exceeds	94	8	MATOT	46	5	MATOT	59	5	
				CogAT	92	8	CogAT	82	7	

## Class History

### What is special about this report?

- View results for different tests on one page - up to 4 different tests at a time.
- Control the subtests and scores that will print.
- Apply the Rank Order, Cutoff, and Special Codes parameters to filter the students.
- Print this report by Class or School.

# Item Analysis by School Report

ISAT Grade 4 2006

Grade: 4  
District: Willows District  
School: Boxwood Intermediate

READING TOTAL - Student Counts: Local Students=108; State Average=All;

Item	Local Students	State Average	Diff	Item Description
1	3.69	4.00	-0.31	Reading vocab (5 MC items).
2	3.08	3.66	-0.58	Reading strategies (6 MC items).
3	15.66	14.75	0.91	Reading compreh (25 MC items).
4	10.13	10.78	-0.65	Literary elements (14 MC items).
5	1.93	1.94	-0.01	Literary elements (4 pt ext resp).

MATH TOTAL - Student Counts: Local Students=108; State Average=All;

Item	Local Students	State Average	Diff	Item Description
1	14.24	15.41	-1.17	Number sense (23 MC items).
2	7.62	8.28	-0.66	Measurement (12 MC items).
3	4.89	5.11	-0.22	Algebra (7 MC items).
4	8.64	8.32	0.32	Geometry (13 MC items).
5	7.64	7.70	-0.06	Data analysis (10 MC items).
6	1	1.37	-0.37	Number sense (1 two pt SA).
7	0.62	1.10	-0.48	Data analysis (1 two pt SA).
8	2.76	2.70	0.06	Math knowledge (1 four pt Ext).
9	2.89	2.75	0.14	Strategic knowledge (1 four pt Ext).
10	2.27	2.26	0.01	Explanation (1 four pt Ext).

SCIENCE TOTAL - Student Counts: Local Students=108; State Average=All;

Item	Local Students	State Average	Diff	Item Description
1	9.36	10.05	-0.69	Scientific inquiry (15 MC items).
2	9.16	9.45	-0.29	Life and environ (15 MC items).
3	8.51	9.30	-0.79	Matter,energy&forces (15 MC items).
4	9.1	9.45	-0.35	Earth and space (15 MC items).
5	8.02	9.15	-1.13	Safety,practices-- (15 MC items).

## Item Analysis

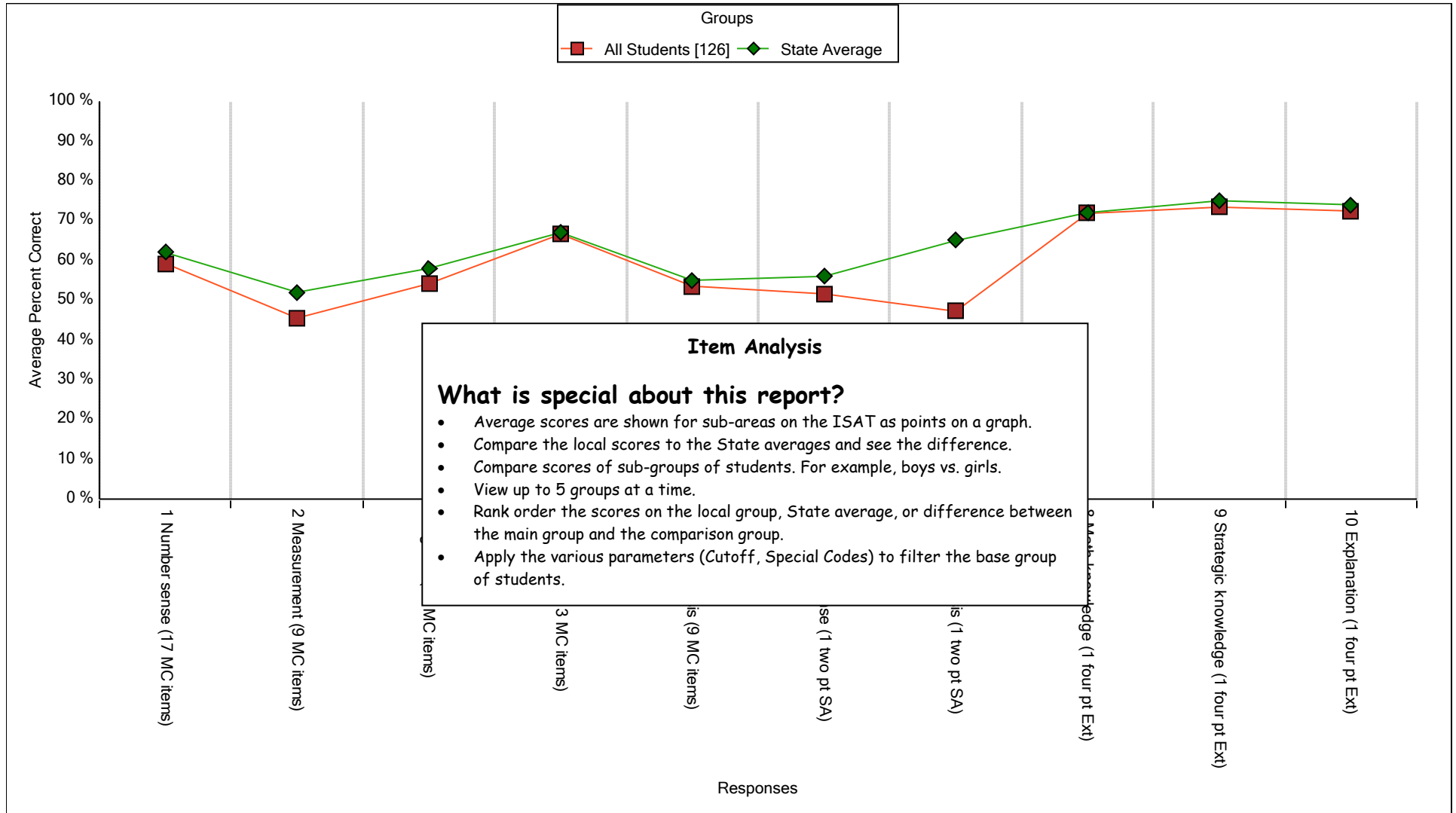
### What is special about this report?

- Average scores are shown for sub-areas on the ISAT.
- Compare the local scores to the State averages and see the difference.
- Compare scores of sub-groups of students. For example, boys vs. girls.
- Rank order the scores on the local group, State average, or difference between the main group and the comparison group.
- Apply the various parameters (Cutoff, Special Codes) to filter the base group of students.

# Item Analysis Graph by School

ISAT Grade 7 2006

District: Willows  
 School: Willows Middle  
 Students included: 126  
 Subtest: MATH TOTAL  
 Rank Order: None



# District Summary Report

ISAT Grade 4 2006

Test Date: 3/31/2006

Grade: 4

District: Willows District

## Boxwood Intermediate

	READNG	RdgMC	LitMC	LitExt	MATH	Numb	Measur	Algebra	Geom	Data	MaSA	MaExt	SCIENC	Inquiry	Life	Matter	Earth	Safety
Students	108	108	108	108	108	108	108	108	108	108	108	108	108	108	108	108	108	108
RS(Mean)	34	22	10	2	53	14	8	5	9	8	2	8	44	9	9	9	9	8
PC(Mean)	64	62	72	48	65	62	64	70	67	76	41	66	59	62	61	57	61	53
SS(Mean)	209				224								201					
ST9(Mean)	6				6								5					
NCE(Mean)	57.5				56.3								53.4					

## Chestnut Intermediate

	READNG	RdgMC	LitMC	LitExt	MATH	Numb	Measur	Algebra	Geom	Data	MaSA	MaExt	SCIENC	Inquiry	Life	Matter	Earth	Safety
Students	62	62	62	62	61	61	61	61	61	61	61	61	61	61	61	61	61	61
RS(Mean)	36	24	10	2	52	14	7	5	8	7	2	8	46	10	9	9	9	9
PC(Mean)	67	67	73	54	64	62	61	70	63	74	43	64	61	66	60	60	59	59
SS(Mean)	215				223								206					
ST9(Mean)	6				6								6					
NCE(Mean)	59.6				56.7								54.8					

## Elm Street

	READNG	RdgMC	LitMC	LitExt	MATH	Numb	Measur	Algebra	Geom	Data	MaSA	MaExt	SCIENC	Inquiry	Life	Matter	Earth	Safety
Students	44	44	44	44	44	44	44	44	44	44	44	44	44	44	44	44	44	44
RS(Mean)	31	20	9	2	42	12	6	4	7	6	1	5	41	9	8	8	8	8
PC(Mean)	57	55	65	45	52	52	52	56	55	62	34	42	55	58	54	53	55	53
SS(Mean)	199				208								195					
ST9(Mean)	5				5								5					
NCE(Mean)	49.9				47.5								48					

## Oak Street

	READNG	RdgMC	LitMC	LitExt	MATH	Numb	Measur	Algebra	Geom	Data	MaSA	MaExt	SCIENC	Inquiry	Life	Matter	Earth	Safety
Students	76	76	76	76	76	76	76	76	76	76	76	76	76	76	76	76	76	76
RS(Mean)	35	23	10	2	52	14	7	5	8	7	2	8	46	10	9	9	9	9
PC(Mean)	65	64	72	54	64	62	62	67	64	70	55	62	61	64	62	62	60	58
SS(Mean)	211				208								195					
ST9(Mean)	6				6								6					
NCE(Mean)	57.1				56.7								54.8					

### District Summary

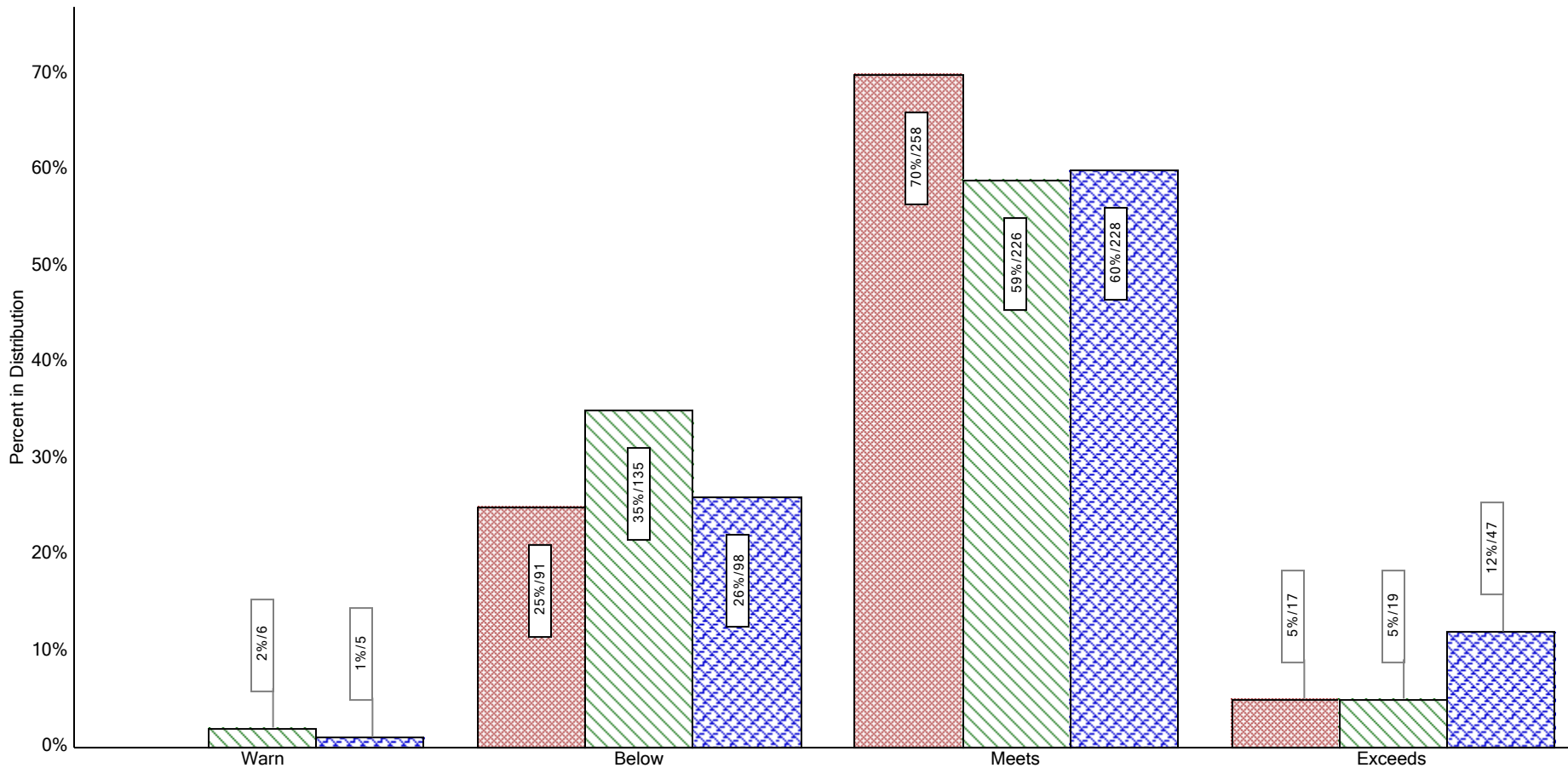
#### What is special about this report?

- Summarize the scores for all the schools in a district, or all the classes in a school.
- Run the report for all students, or use the Special Code parameter to filter by demographic.

# District Multi-Test Frequency Distribution Report by Performance Level

District: Willows  
 Population: All Students  
 Subtest: MATH TOTAL  
 Display Score: Performance Level

Test	Grade	Test Date	Number of Students
ISAT Grade 6 2006	6	3/31/2006	366
ISAT Grade 7 2006	7	3/31/2006	386
ISAT Grade 8 2006	8	3/31/2006	378



**Multi-Test Frequency Distribution**

**What is special about this report?**

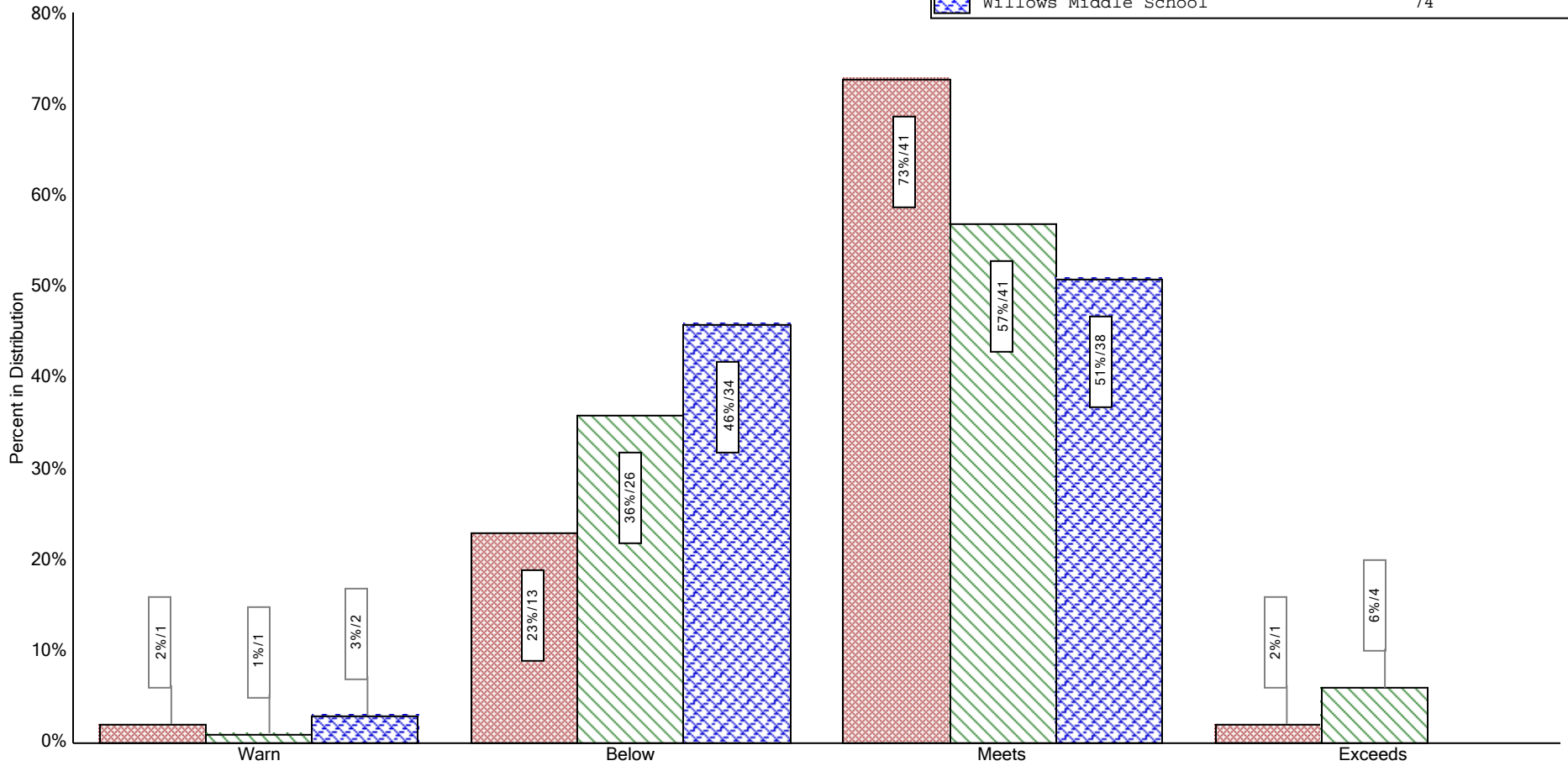
- View up to 5 test administrations at a time.
- Control the score to graph with the Display Score parameter.
- Control the population to be reported with the Special Codes parameter.
- Once you have more than one year of tests for a particular group of students, you can tell TestWiz to report on only the Cohort - students that participated in all selected test administrations.

# District Multi-Group Frequency Distribution Report

ISAT Grade 7 2006 (3/31/2006)

District: Willows  
 Subtest: MATH TOTAL  
 Display Score: Performance Level

Group	Number of Students
Birch Middle	56
Elm Middle School	72
Willows Middle School	74



**Multi-Group Frequency Distribution**

**What is special about this report?**

- View performance of up to 5 demographic groups at a time.
- Control the score to graph with the Display Score parameter.

# District Cross-Tab Report

ISAT Grade 7 2006

Grade: 7

District: Willows District

## Count of Students for READING TOTAL with Stanine At or Above 6 by Low Income

	Low Income	Not Low Income	Total
Counts	138	69	207
All	279	107	386

## Percent of Students for READING TOTAL with Stanine At or Above 6 by Low Income

	Low Income	Not Low Income	Total
Percent	49.5	64.5	53.6
All	72.3	27.7	100

## Average READING TOTAL Stanine

	Low Income	Not Low Income	All
Average	5.3	5.9	5.5

Source: Based on the Special Codes as they are currently logged in Student Records.

All means all students regardless of cutoff.

Chi Squared = 7.02 with 1 degree(s) of freedom.

The groups are significantly different based on the selected cutoff score (at the 5% chi-square level).

### Cross Tab

#### What is special about this report?

- Based on a cutoff score, compare subgroups of students.
- TestWiz will tell you if there is significant difference in the performances of the groups.